

DEVELOPMENT SERVICES DEPARTMENT

COUNTY OF EL DORADO

<http://www.co.el-dorado.ca.us/devservices>



PLACERVILLE OFFICE:
2850 FAIRLANE COURT PLACERVILLE, CA 95667
BUILDING (530) 621-5315 / (530) 622-1708 FAX
bldgdept@co.el-dorado.ca.us
PLANNING (530) 621-5355 / (530) 642-0508 FAX
planning@co.el-dorado.ca.us
Counter Hours: 8:00 AM to 4:00 PM

LAKE TAHOE OFFICE:
3368 LAKE TAHOE BLVD. SUITE 302
SOUTH LAKE TAHOE, CA 96150
(530) 573-3330
(530) 542-9082 FAX
tahoebuild@co.el-dorado.ca.us
Counter Hours: 8:00 AM to 4:00 PM

TO: El Dorado County Planning Commissioners

FROM: Tom Dougherty, Associate Planner *T.D.*

DATE: June 2, 2009

RE: Addition of a trash enclosure exhibit. DR09-0001. Smith Design Review

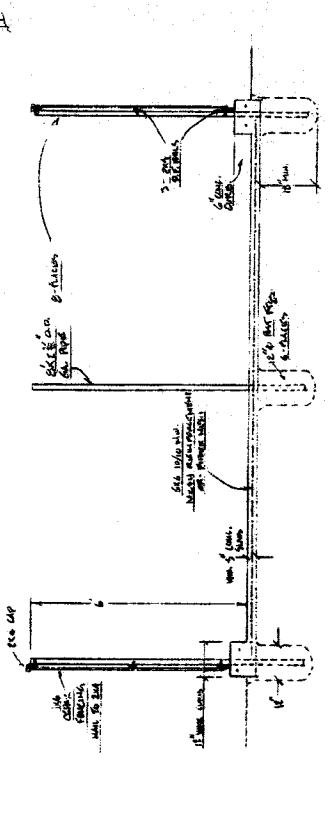
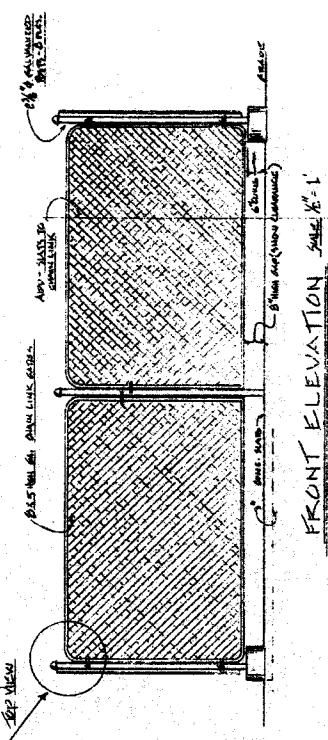
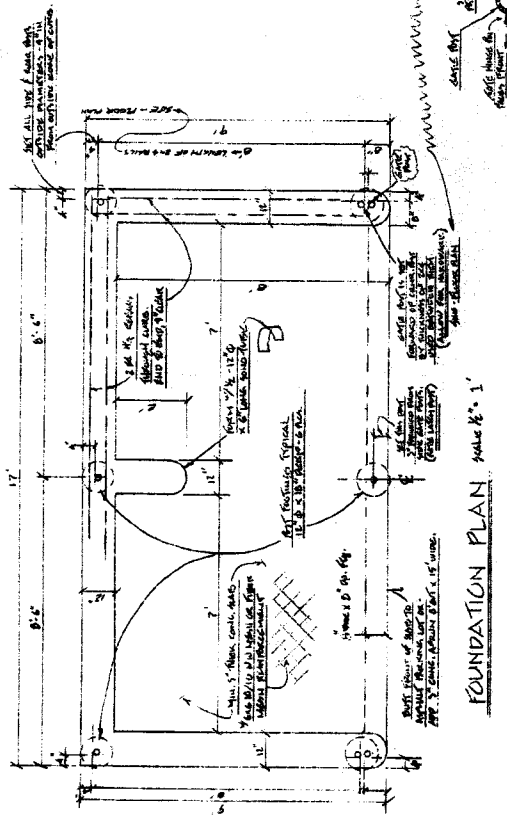
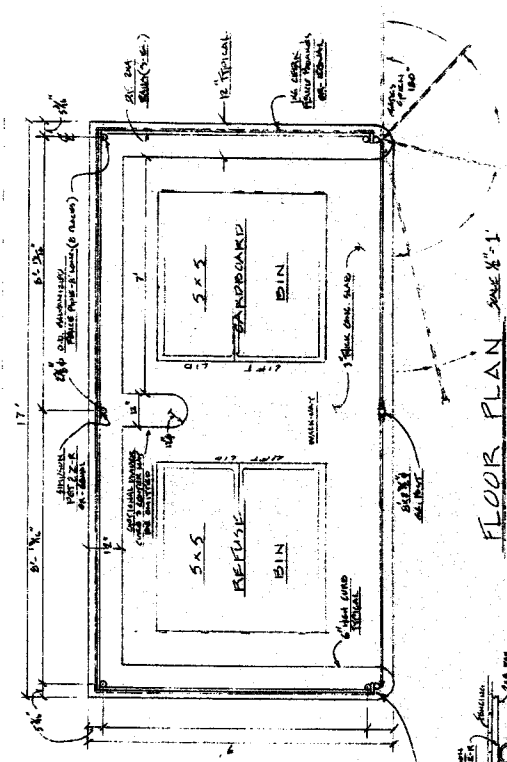
An elevation plan for the trash enclosure for DR09-0001 was received by Planning Services on June 2, 2009. A copy of this elevation sheet is attached to this memo and shall become Exhibit M. This results in an adjustment to Condition of Approvals as follows:

Planning Services

1. *This Design Review permit is based upon and limited to compliance with the project description, the Planning Commission hearing exhibits marked Exhibits A through ~~L~~ M dated June 11, 2009....*
4. *Building design, colors, building placement, and parking lot improvements shall be completed in conformance with the plans submitted and in conformance with the conditions of approval herein and shall substantially comply with Exhibits F, G, H, I, I2, I3, ~~and J~~ and M. ...*

Environmental Management-Solid Waste Division

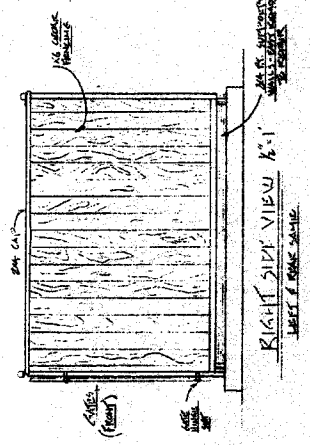
28. *The applicant shall provide enough space for both a trash dumpster and a recycling dumpster. The enclosure housing both dumpsters shall be located as shown in Exhibit F and shall be constructed ~~to specifications recommended by the solid waste service company contracted to service the site~~ as shown in Exhibit M. The Solid Waste Division shall review and approve the location and building plan specifications prior to issuance of the Building Permit.*



TRASH ENCLOSURE

17' x 9' x 6' HIGH WOOD

ATTACHMENT A SHEET 1 of 1



- SMITH'S APP. 201-101**
- Part 101 - This is a standard wood frame trash enclosure with a metal roof and a metal floor. The 101 is made of 1/2" thick plywood on a 2x4 frame. The 101 is made of 1/2" thick plywood on a 2x4 frame. The 101 is made of 1/2" thick plywood on a 2x4 frame. The 101 is made of 1/2" thick plywood on a 2x4 frame.
 - Part 102 - This is a standard wood frame trash enclosure with a metal roof and a metal floor. The 102 is made of 1/2" thick plywood on a 2x4 frame. The 102 is made of 1/2" thick plywood on a 2x4 frame. The 102 is made of 1/2" thick plywood on a 2x4 frame. The 102 is made of 1/2" thick plywood on a 2x4 frame.
 - Part 103 - This is a standard wood frame trash enclosure with a metal roof and a metal floor. The 103 is made of 1/2" thick plywood on a 2x4 frame. The 103 is made of 1/2" thick plywood on a 2x4 frame. The 103 is made of 1/2" thick plywood on a 2x4 frame. The 103 is made of 1/2" thick plywood on a 2x4 frame.
 - Part 104 - This is a standard wood frame trash enclosure with a metal roof and a metal floor. The 104 is made of 1/2" thick plywood on a 2x4 frame. The 104 is made of 1/2" thick plywood on a 2x4 frame. The 104 is made of 1/2" thick plywood on a 2x4 frame. The 104 is made of 1/2" thick plywood on a 2x4 frame.
 - Part 105 - This is a standard wood frame trash enclosure with a metal roof and a metal floor. The 105 is made of 1/2" thick plywood on a 2x4 frame. The 105 is made of 1/2" thick plywood on a 2x4 frame. The 105 is made of 1/2" thick plywood on a 2x4 frame. The 105 is made of 1/2" thick plywood on a 2x4 frame.