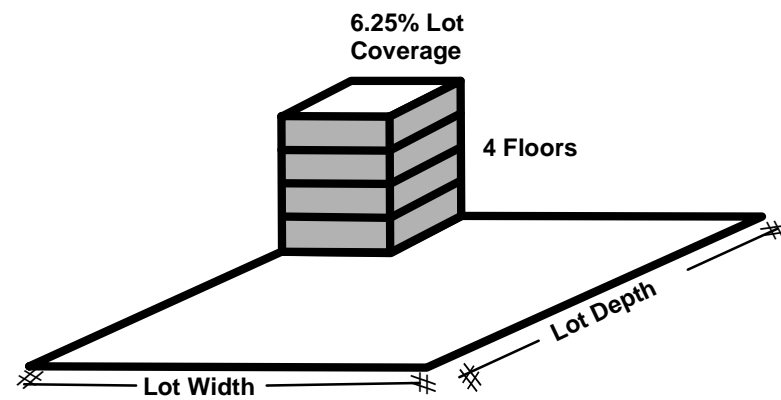
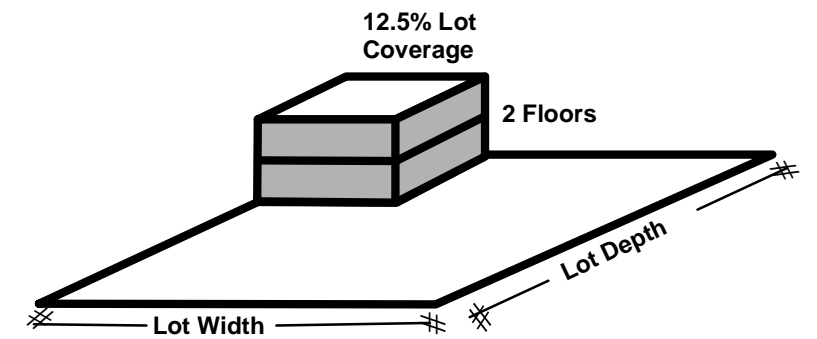
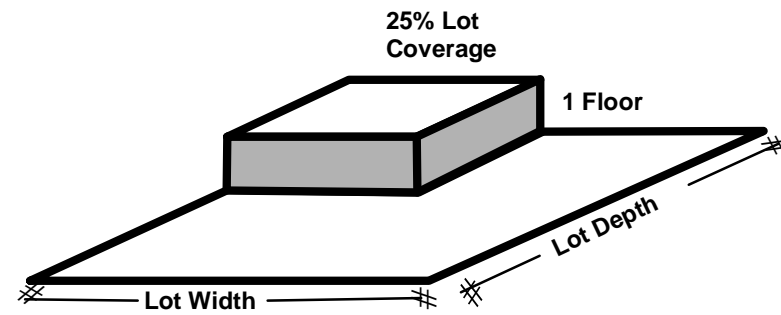


Possible Building Configurations for 0.25 FAR



In a zone district with a maximum FAR of 0.25, the maximum allowable floor area of a building on a 40,000 sq. ft. lot would be 10,000 sq. ft. (40,000 sq. ft. times .25 equals 10,000 sq. ft.).

NOTE: Variations may occur if upper floors are stepped back from ground level lot coverage.

$$\text{Floor Area Ratio (FAR)} = \frac{\text{Gross Building Area (ALL Floors)}}{\text{Lot Area}}$$