

**EDSWAC Meeting
May 9, 2016
El Dorado County Staff Updates**

1. Grants

- a. Waste Tire Amnesty Grant: Events take place on the third Saturday of each month until the grant term ends (4/15/2017) or funds are exhausted (whichever occurs first). Collection of residential waste tires 24" inside tire diameter or smaller (off the rim).
 - i. March event – EDD 1,243, STR 44 waste tires collected.
 - ii. April event – EDD 928, STR 73 waste tires collected.

- b. Waste Tire Enforcement Grant "TEA 23" awarded to El Dorado County: CalRecycle offers TEA grants to cities, counties, and city and county agencies in California to investigate illegal tire disposal activities and perform waste tire inspections to ensure compliance with all applicable laws and regulations. Funding for this grant is based upon CalRecycle determination and population.

- c. Environmental Management hosted a booth at the El Dorado County Home Show from Friday, April 29 through Sunday, May 1st to promote used oil and used oil filter recycling, the waste tire amnesty events, and home composting. We gave away over 200 used oil collection pans, and spoke to well over 100 people about home composting, and the waste tire amnesty events.

2. Construction and Demolition

- a. Approved by the Board 2/23/2016
- b. Effective 3/24/2016
- c. As of 5/4/2016, we have had 527 permits pulled on the West slope. Of those, 54 (10.2%) have chosen option 1; 41 (7.8%) have chosen option 2; 2 (0.4%) have chosen option 3; and 430 (81.6%) have chosen option 4.

3. Franchise Management

- a. EMD is working on the audits of STR and EDD.
- b. Nothing new to report.

4. Solid Waste Management Plan Update

- a. Agenzied item for this month's meeting.

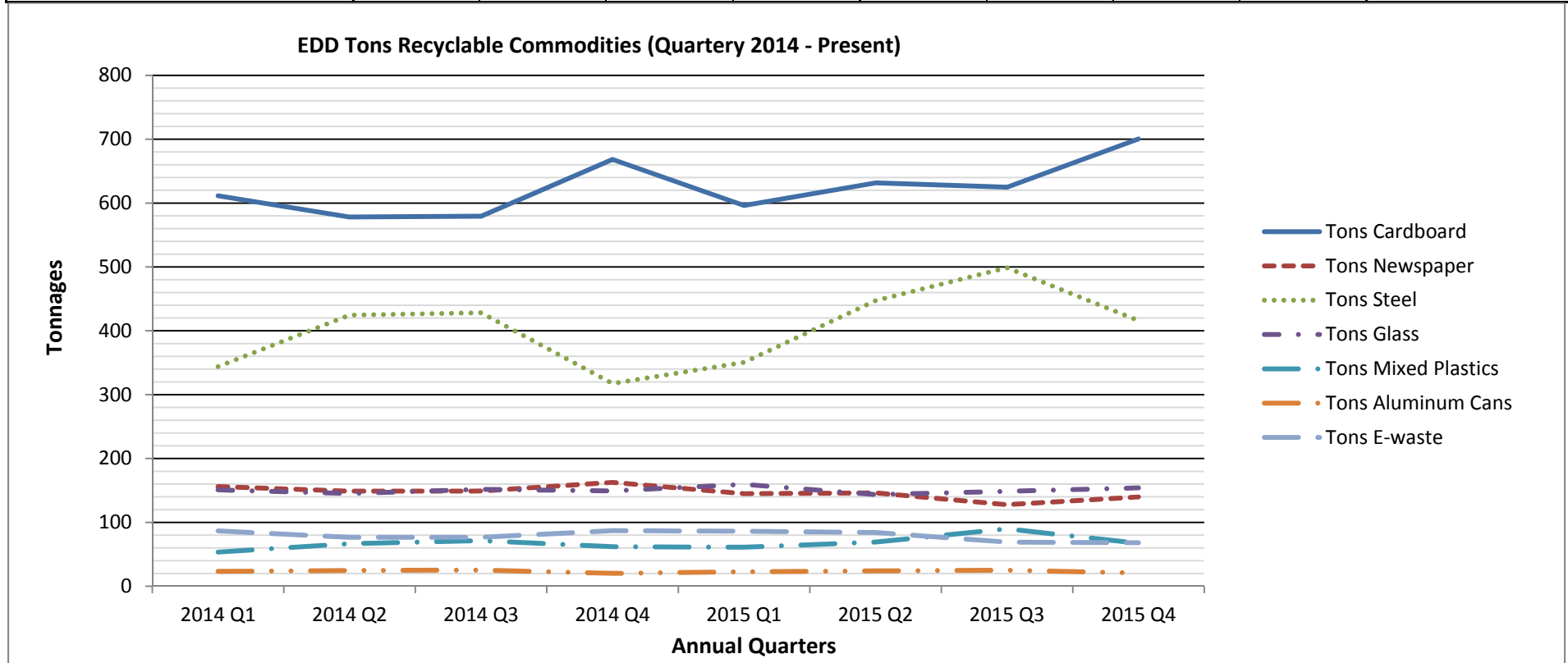
5. Meeting AB 939 / AB 341 Goals / SB1016 Graph

- a. PARIS Codes Narrative: Attached
- b. Disposal/Diversion Data: Attached

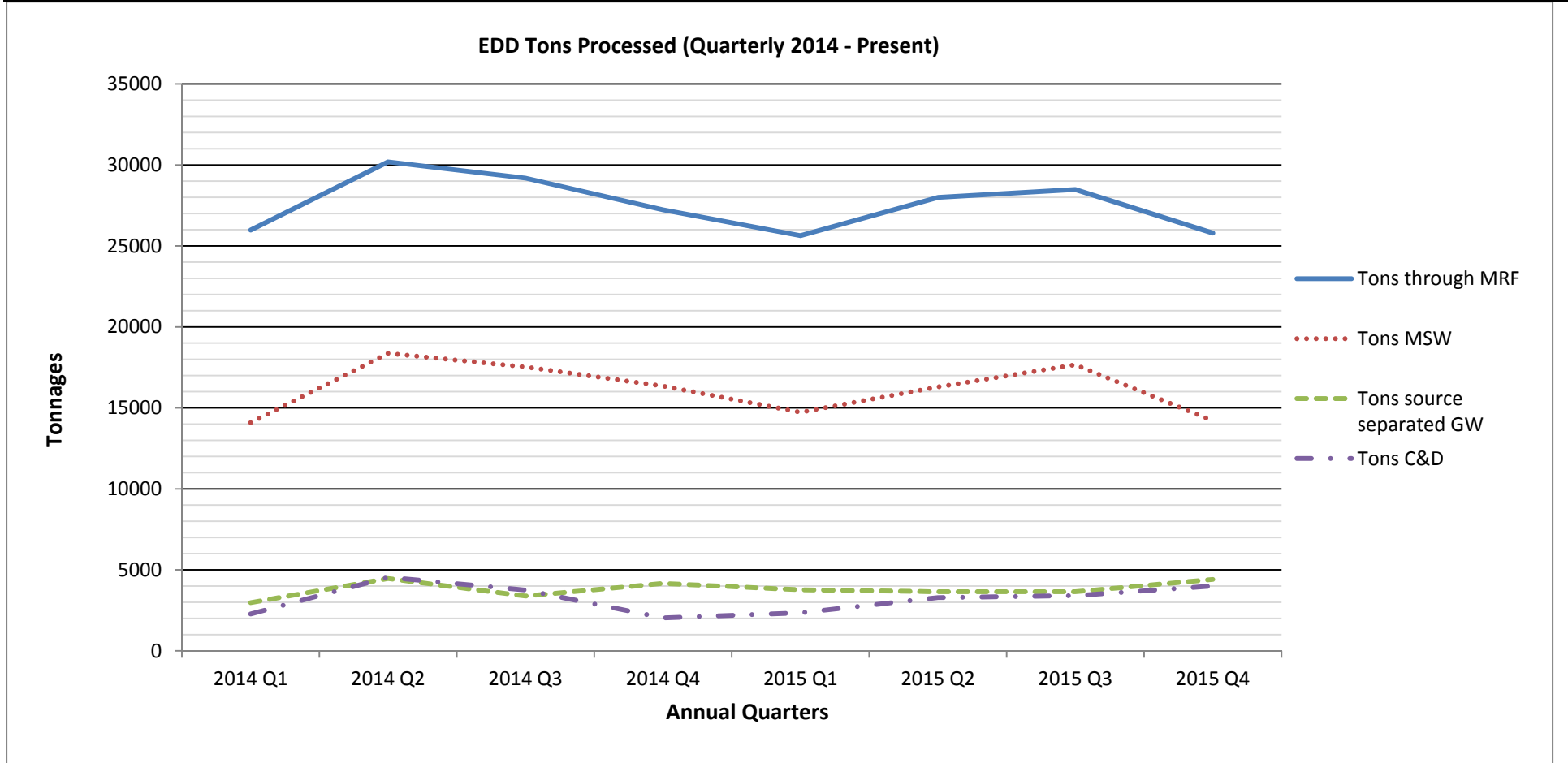
6. Legislative / Regulatory Update ?

El Dorado Disposal 2015 Disposal Trends

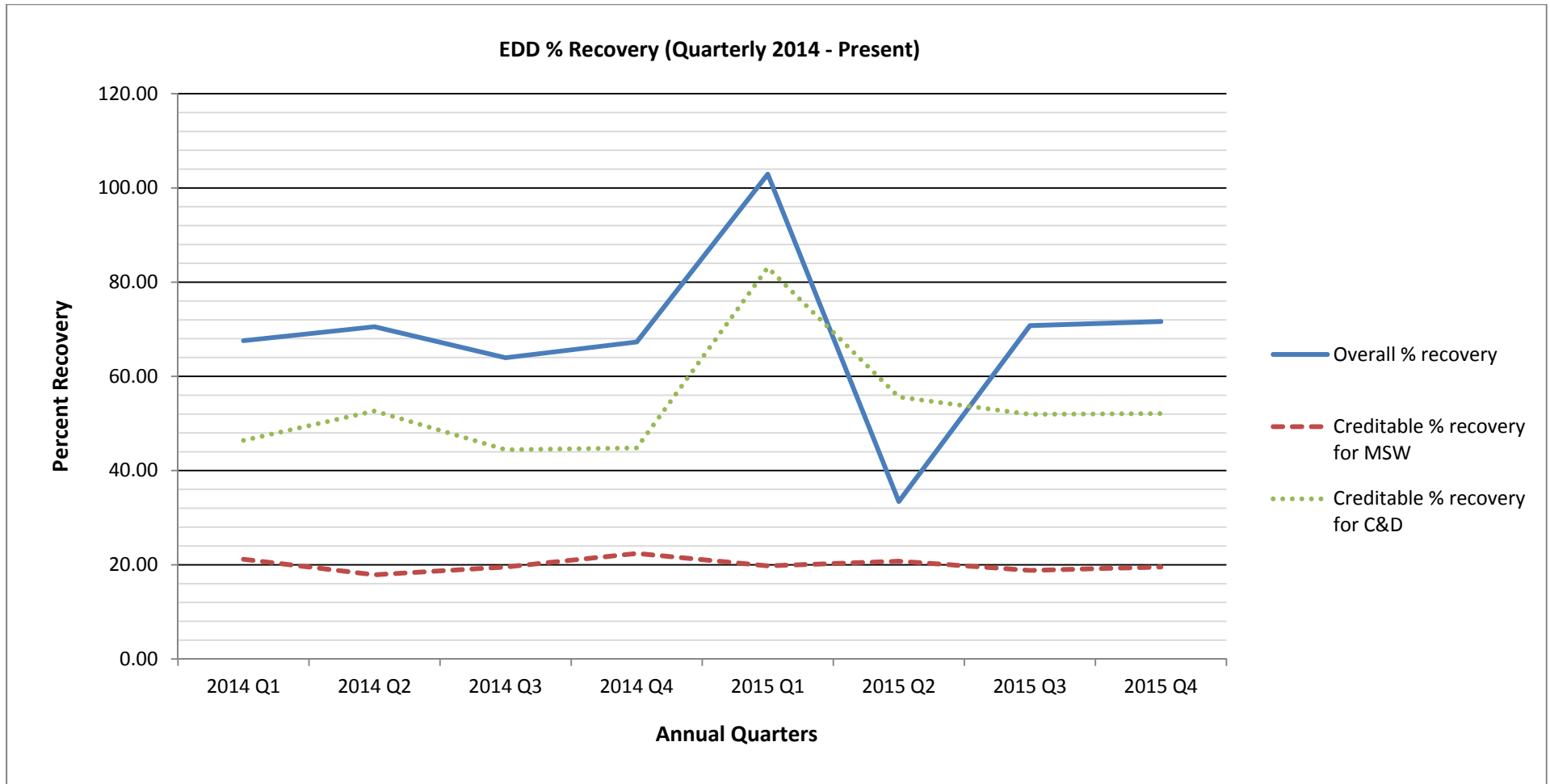
EDD Tons Recyclable Commodities (Quarterly 2014 - Present)									
	2014 Q1	2014 Q2	2014 Q3	2014 Q4	2015 Q1	2015 Q2	2015 Q3	2015 Q4	2015 Total
Tons Cardboard	611.5	578.01	579.34	668.3	596.26	631.47	624.67	700.37	2,552.77
Tons Newspaper	156.07	148.93	149.01	162.76	144.9	146.16	127.63	139.88	558.57
Tons Steel	344.08	424.57	428.22	317.49	350.64	447.12	498.7	415.9	1,712.36
Tons Glass	150.94	145.14	151.72	149.24	159.69	143.62	148.6	153.95	605.86
Tons Mixed Plastics	53.55	66.77	71.47	61.95	61.2	69.18	89.93	67.24	287.55
Tons Aluminum Cans	23.36	24.74	25.31	20.15	22.69	24.2	25.22	20.88	92.99
Tons E-waste	86.56	76.45	76.71	87.1	86.22	84.08	69.06	68.03	307.39



EDD Tons Processed (Quarterly 2014- Present)									
	2014 Q1	2014 Q2	2014 Q3	2014 Q4	2015 Q1	2015 Q2	2015 Q3	2015 Q4	2015 Total
Tons through MRF	25978.42	30186.04	29189.28	27233.6	25631.08	27994.36	28478.52	25798.71	107,902.67
Tons MSW	14086.63	18367.68	17529.61	16350.2	14730.89	16291.22	17663.82	14204.76	62,890.69
Tons source separated GW	2970.94	4467.73	3385.05	4159.87	3766.14	3649.31	3645.79	4405.1	15,466.34
Tons C&D	2271.91	4538.25	3749.84	2032.56	2345.71	3287.45	3402.07	3998.54	13,033.77

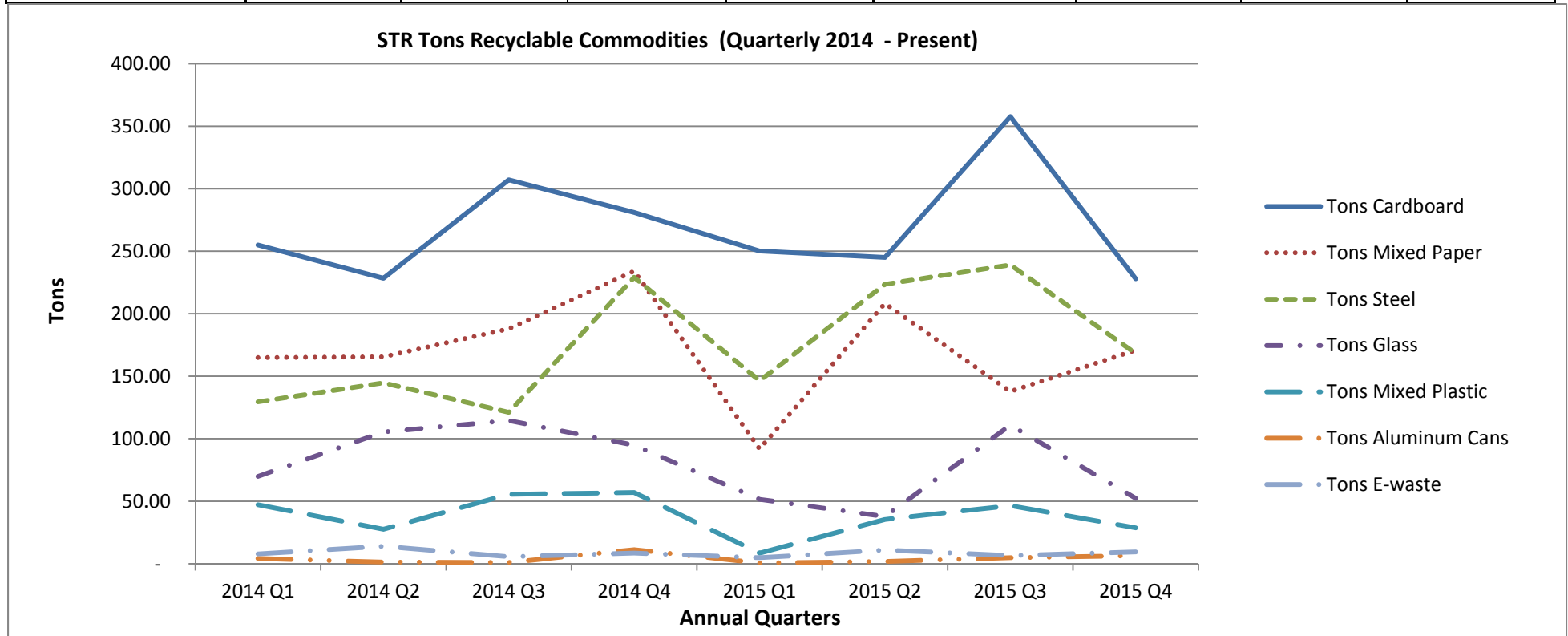


EDD % Recovery (Quarterly 2014- Present)									
	2014 Q1	2014 Q2	2014 Q3	2014 Q4	2015 Q1	2015 Q2	2015 Q3	2015 Q4	2015 Average
Overall % recovery	67.57	70.54	63.95	67.30	102.91	33.43	70.76	71.643333	69.68
Creditable % recovery for MSW	21.17	17.89	19.52	22.39	19.77	20.77	18.81	19.533333	19.72
Creditable % recovery for C&D	46.40	52.66	44.42	44.81	83.10	55.62	51.95	52.11	60.69

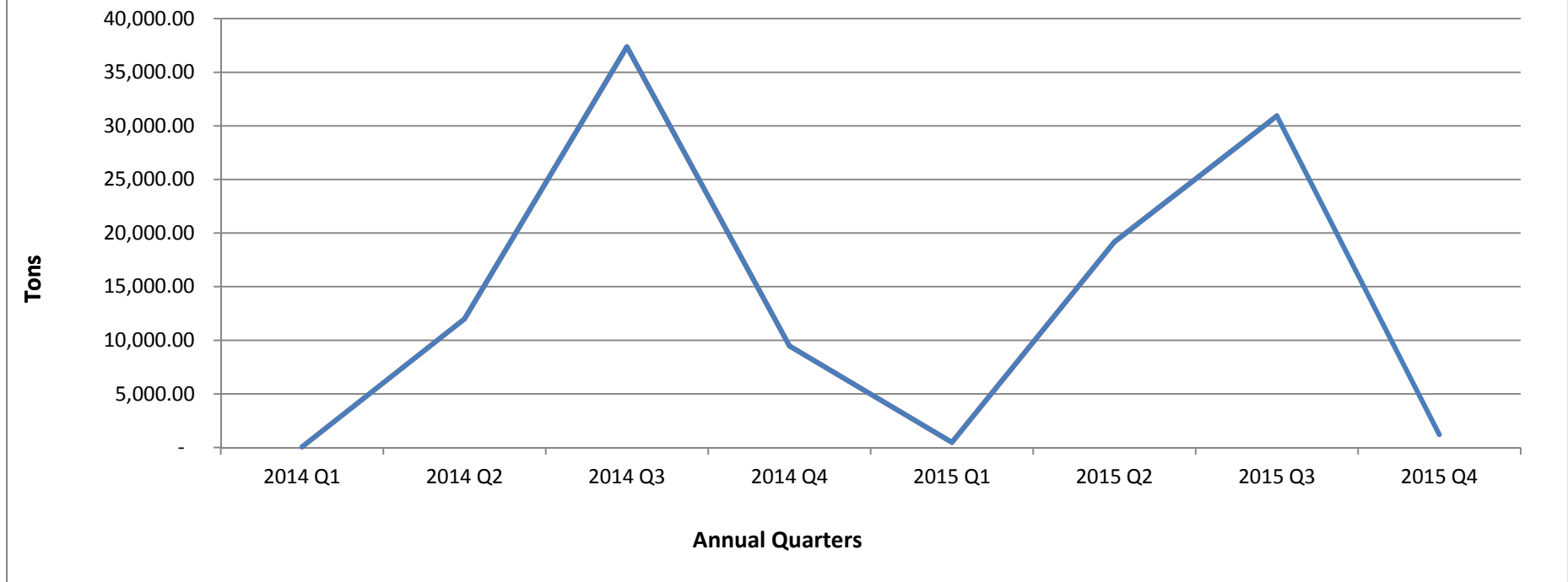


South Tahoe Refuse 2015 Disposal Trends

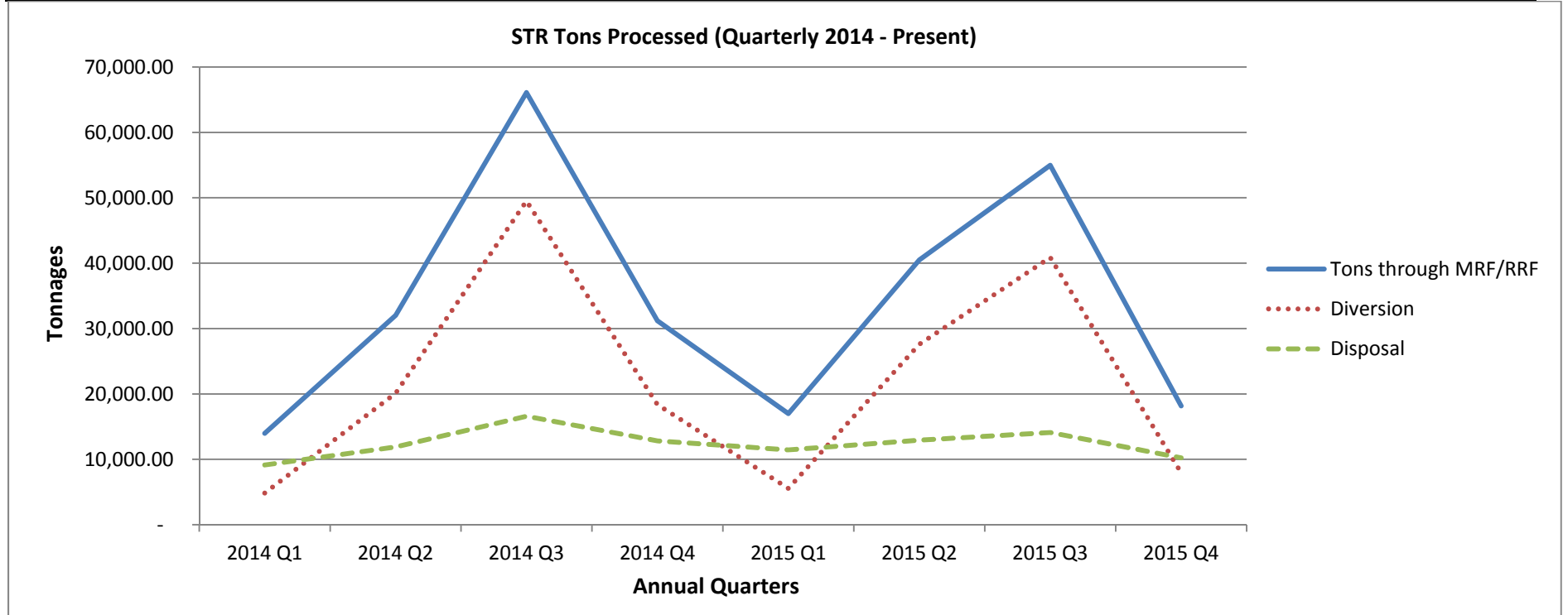
STR Tons Recyclable Commodities (Quarterly 2014 - Present)								
	2014 Q1	2014 Q2	2014 Q3	2014 Q4	2015 Q1	2015 Q2	2015 Q3	2015 Q4
Tons Cardboard	254.90	228.30	307.10	281.00	250.10	245.00	357.70	227.90
Tons Mixed Paper	164.90	165.50	187.90	234.10	91.80	208.20	137.80	170.90
Tons Steel	129.50	144.70	121.10	229.10	146.40	223.50	239.00	168.20
Tons Glass	69.90	105.40	114.50	94.80	51.50	37.70	110.80	52.30
Tons Mixed Plastic	47.20	27.60	55.50	56.90	8.50	35.40	46.50	28.70
Tons Aluminum Cans	4.20	1.30	1.00	11.30	0.60	1.80	4.80	6.40
Tons E-waste	7.88	13.95	5.57	8.54	4.75	10.94	6.49	9.40
Tons C&D	50.60	11,978.00	37,375.00	9,469.90	481.70	19,167.00	30,925.80	1,189.90



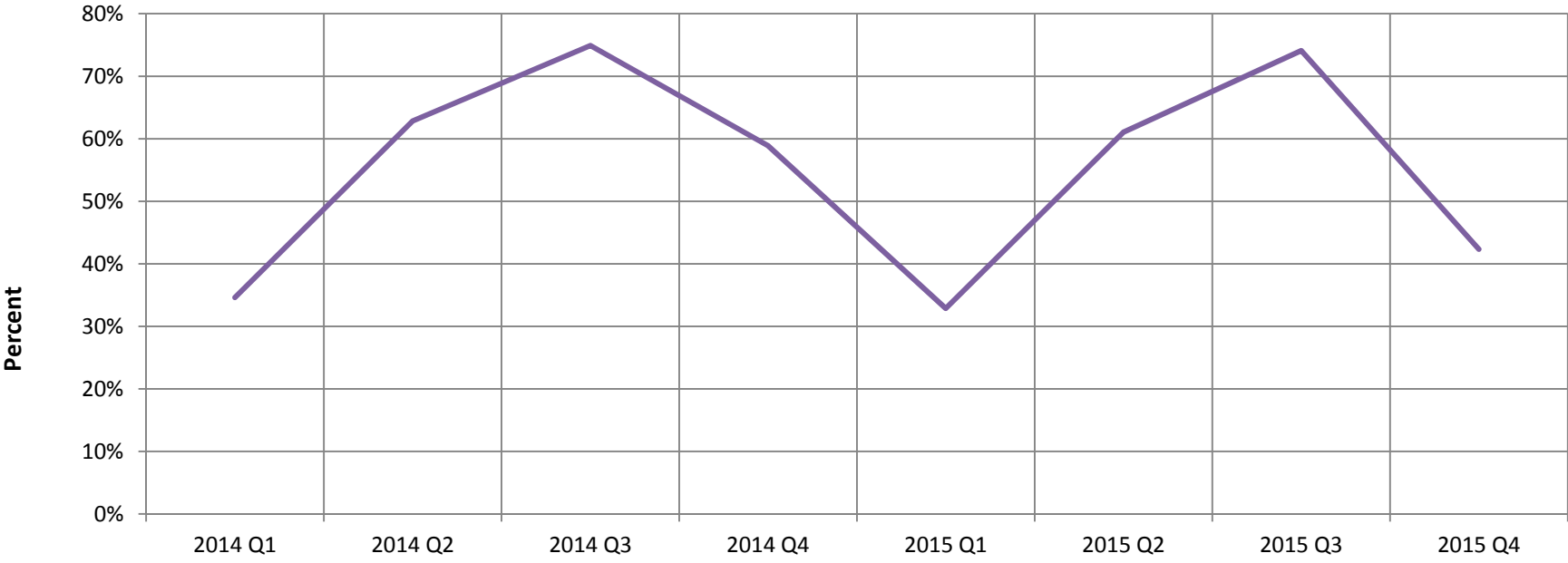
STR Tons C&D (Quarterly 2014 - Present)



STR Tons Processed Quarterly (2014-Present)										
	2014 Q1	2014 Q2	2014 Q3	2014 Q4	2015 Q1	2015 Q2	2015 Q3	2015 Q4	2015 Total	
Tons through MRF/RRF	13,981.60	32,021.20	66,087.70	31,201.70	16,999.90	40,495.10	54,961.90	18,168.20	130,625.10	
Diversion	4,840.30	20,123.20	49,504.50	18,372.60	5,559.60	27,578.90	40,865.70	7,939.80	81,944.00	
Disposal	9,141.30	11,898.00	16,583.20	12,829.10	11,440.30	12,916.20	14,096.10	10,228.60	48,681.20	
% Diversion	35%	63%	75%	59%	33%	61%	74%	42%		
	2014 Average % Diversion				58%	2015 Average % Diversion			63%	



STR % Diversion Quarterly (2014 - Present)



SWMP Action Plan Strategies: Ad Hoc Status Review

This table organizes the SWMP strategies by program strategies, infrastructure strategies, and supporting strategies as identified in the El Dorado County Solid Waste Management Plan - Action Plan. Some of these strategies are necessary to meet existing regulatory requirements and are not optional. Other strategies are designed to increase Countywide diversion to meet a 75 percent landfill diversion goal. If unlimited funding was available, County jurisdictions might elect to implement most, if not all, of the strategies contained in the SWMP. However, County jurisdictions have a primary overriding goal of maintaining cost-effective solid waste services for residents and businesses. County jurisdictions must carefully prioritize which strategies to implement and when to implement them. The strategies recommended by the Committee and County staff are the creation of a West Slope JPA, the strategy programs mandated by current regulation and the program and infrastructure strategies with cost efficiencies of at least 10 tons of diversion per \$1,000 spent. **These prioritized strategies have been highlighted in green text so that they can be easily identified.** Other strategies may be pursued in the future pending funding and regulatory changes.

Ad Hoc Findings:

After evaluation of the strategies out-lined in the SWMP Action Plan, the Ad Hoc Committee has determined that there is no need to amend the SWMP at this time.

While Ad Hoc determined that the SWMP does not need to be amended at this time, there were some target implementation dates that need to be revised and are noted in the "Year Due" column with a strike through the original target date and a new target date listed. It was discussed that target date revisions do not warrant a change to the SWMP, but rather will be communicated to the Board during a agenda item that will be going to the Board.

Discussion points for each strategy are provided, if there were any.

	Action Plan Rank	Objectives and Strategies	Year Due	Page # Vol. 2	Status	Ad Hoc Discussion:
Action Plan Program Strategy Ranking						
1	Program Rank 1 Near Term	Strategy 2.2 – Use Greater Pay-As-You-Throw (PAYT) Pricing Programs	2012-2014	4-21 - 4-22	COMPLETE	
2	Program Rank 2 Near Term	Strategy 2.5 – Enhance and Enforce the Construction and Demolition Ordinance	2011 -2016	4-25 - 4-26	COMPLETE	
3	Program Rank 3 Near Term	Strategy 2.3 - Expand Use of Purchasing Preference Practices	2014 . 2017	4-22 - 4-24	IN PROGRESS	In CDA/EM/SW Business Plan for FY 15/16. Will not be complete by end of FY 15/16. Extend to FY 16/17. Not met due to staffing limitations. We discussed whether the Ord. Needed to be revised or the policy or both. The plan says " During 2013, the County jurisdictions should work with current procurement officers and review model EPP policies to develop draft ordinances. County staff should present its draft ordinance to the Board of Supervisors for approval." Pg 4.24 Ord. 3.12.30 says the BOS shall adopt a policy....

4	Program Rank 4 Near Term	Strategy 1.4 – Expand Mandatory Residential Collection Ordinance	2012/2013 2017	4-16 - 4-21	IN PROGRESS	This strategy will not be complete until the ordinance incorporates MCR: however, MCR has been implement and ongoing program activities are being executed, regardless of when MCR is included in the SW Ord.
					COMPLETE	
					COMPLETE	
					PENDING	
5	Program Rank 5 Intermediate Term	Strategy 2.16 - Develop Residential Food Waste Collection Program	2018	5-6 - 5-7	PENDING	Give the programs a chance to be implemented for a while so that we can come back and evaluate what is working and what isn't.
6	Program Rank 6 Near Term	Strategy 2.13 – Enhance Home Composting Programs	2013 2016	4-30 - 4-31	IN PROGRESS/ ON GOING	Discussed finding out how many hits have been on the Home Composting website and the possibility of a survey. Amy checked and there has been 1 so far. EM will check after we promote home composting at the Placerville and SLT Earth Day events and the El Dorado County Home and Garden Show this month.
7	Program Rank 7 Near Term	Strategy 2.6 - Expand Use of Curbside Recycling Programs (Targeted to Select Areas)	2014	4-26	COMPLETE	

8	Program Rank 8 Near Term	Strategy 2.4 – Implement Mandatory Commercial Recycling Program	2012	4-24 - 4-25	COMPLETE/ ONGOING	Discussed including MFU Recycling into the SW Ord. Revision. Don does not feel the this strategy is complete until language has been added to the SW Ord.
					COMPLETE	
					COMPLETE	
9	Program Rank 9 Intermediate Term	Strategy 2.1 - Implement New Waste Reduction Actions	2017	5-2 - 5.3	COMPLETE/ ONGOING	
10	Program Rank 10 Near Term	Strategy 2.8 –Enhance Existing School, Park, and Community Facility Recycling Programs (and implement where necessary)	2012	4-27 - 4-28	COMPLETE/ ONGOING	Discussion on west slope program for schools (They are not interested at this time.) Focus on school recycling. Food waste: focus on businesses have which generate food waste.
11	Program Rank 11 Near Term	Strategy 2.10 - Expand Multi-Family Recycling Program	2015	Page 4-29 - 4- 30	COMPLETE/ ONGOING	
12	Program Rank 12 Intermediate Term	Strategy 2.12 - Develop Commercial Food Waste Collection Program	2017	5-4 - 5-5	PHASE 1: COMPLETE PHASE 2: INPROCESS	

Action Plan Infrastructure Strategies						
West Slope MRF/TS Options						
13	Infrastructure WS MRF/TS Rank 1 Intermediate Term	Strategy 3.10 - Develop Modern and Economical MRF/Transfer Station on the West Slope	(2017) 2018	5-9 - 5-10	IN PROGRESS	Delayed as a result of extended Permitting and Environmental Impact Reports/Evaluations. EDD is taking all the time needed upfront for permitting and evaluation to be sure they understand all the appropriate engineering and environmental impacts and can effectively plan and execute the build. Construction will take place 2017-2018 and the new MRF will be open in 2019. The existing MRF will remain operational during the build.
14	Infrastructure WS MRF Rank 2 Near Term	Strategy 1.3 – Extend Use of and Modify West Slope MRF as Needed	"CURRENT"	4-14 - 4-16	IN PROGRESS	Not implemented. This strategy was not implemented in favor of 3.10. County and El Dorado Disposal agreed that it did not make sense to spend money on the existing MRF when the money could go toward development and building of a new state of the art MRF and C&D processing facility. Also, this infrastructure strategy is not included in the conclusion of the Action Plan as one of the three identified cost efficient infrastructure strategies where strategy 3.10 is.
15	Infrastructure WS MRF/TS Rank 3 Long Term	Strategy 3.2 - Develop a West Slope EcoPark	TBD	6-9 - 6-14	PENDING	Long term goal (2026-2040) Also, this infrastructure strategy is not included in the conclusion of the Action Plan as one of the three identified cost efficient infrastructure strategies.

Other New West Slope Facility Options						
16	Infrastructure New WS Rank 1 Near Term	Strategy 3.9 - Develop West Slope C&D Processing Facility	2015 2018	4-33 - 4-35	COMPLETE	The development process is complete and EDD is moving forward with the permitting and EIR for the new modern MRF. As part of strategy 3.10. the new MRF will have a new state of the art C&D processing equipment which should increase C&D diversion to around 90%. The new modern MRF and C&D processing equipment will be operation at the end of 2018. A C&D processing facility located further west in the county was not favorable because 1) a lot of the development in El Dorado Hills and Cameron Park has already taken place and therefor the waste has already been generated. 2) development in the county is going to be moving east.
17	Infrastructure New WS Rank 2 Intermediate Term	Strategy 3.4 - Develop El Dorado County Composting Facility	2017 2020- 2025	5-8 - 5-9	PENDING	Staff and Franchise Haulers recognize that that a local composting facility is a necessity to be able to provide cost effective organic waste recycling to our community.
18	Infrastructure New WS Rank 3 Near Term	Strategy 3.5 - Develop Small Volume Rural Transfer Facilities and/or Strategically Placed Debris Boxes on the Waste Slope	2012/2013 See Ad Hoc comments to right	4-32 - 4-33	IN PROGRESS	This infrastructure strategy is not included in the conclusion of the Action Plan as one of the three identified cost efficient infrastructure strategies and is not being pursued at this time.

South Lake Tahoe MRF/TS Options						
19	Infrastructure SLT MRF/TS Rank 1 Long Term	Strategy 3.8 - Renovate South Lake Tahoe Materials Recovery Facility and Transfer Station to Accept Single Stream Recyclables	2026	6-18 - 6-20	PENDING	Long term goal (2026-2040) This infrastructure strategy is not included in the conclusion of the Action Plan as one of the three identified cost efficient infrastructure strategies.
Union Mine Landfill Options						
20	Infrastructure UM LF Rank 1 Long Term	Strategy 3.3 - Re-Open Union Mine Landfill	TBD	6-14 - 6-16	PENDING	Long term goal (2026-2040)
Action Plan Supporting Strategies						
21	Support Near Term	Strategy 1.1 – Create a West Slope Joint Powers Authority (JPA)	2012 2016	4-4 - 4-13	PENDING	Discussed the need to put this item to bed at least for now and revisit in 5 years or when there has been a significant change that may warrant jurisdiction desire for a JPA. Staff have reached out to the partners so that this item can be on their respective council/board agendas for an official vote.

22	Support Near Term	Strategy 1.2 - Conduct County Waste Characterization Studies	2012-2016- 2017 See Ad Hoc comments to right	4-13 - 4-14	IN PROGRESS	State waste characterization information was used when the SWMP was written. The County does not feel that it is necessary to a significant amount of money to conduct a study that has already been conducted by the State. County has asked EDD for permission for the State to release the EDD/WERS specific information that the State collected to the County so they we can evaluate the data. Staff will work with STR, TTSD, the ESJPA to evaluate whether there is a need to conduct an east slope specific waste characterization study.
					IN PROGRESS/ ON GOING	
					IN PROGRESS/ ON GOING	
23	Support Long Term	Strategy 1.5 - Create a Regional Powers Authority	2026	6-3	PENDING	Long term goal (2026-2040)

24	Support Intermediate Term	Strategy 2.11 - Expand the Types of Recyclables Collected Curbside	TBD	5-3 - 5-5	COMPLETE	
25	Support Long Term	Strategy 2.14 - Prepare for Possible Elimination of Residential Yard Waste Burning on West Slope	TBD	6-3 - 6-8	IN PROGRESS	Long term goal (2026-2040)
26	Support Intermediate Term	Strategy 2.15 - Develop Community Composting Programs	2020	5-5 - 5-6	PENDING	Long term goal (2026-2040)
27	Support Near Term	Strategy 2.17 - Advance Outreach and Education Programs	2011 2016-2017	4-31 - 4-32	IN PROGRESS	
28	Support Near Term	Strategy 2.7 - Expand Residential Cart Collection Systems (Targeted to Select Areas)	TBD	4-26 - 4-27	COMPLETE	
29	Support Near Term	Strategy 2.9 - Expand Diversion Programs at Public Facilities	2011 2016-2017	Page 4-28 - 4-29	IN PROGRESS/ ONGOING	

El Dorado Disposal Program Report

PARIS Code	Description	5-9-16 First Quarter reporting
1000	Grasscycling	Due to drought this program has been delayed, will notify EDSWAC when we resume.
1010	Backyard & On-Site Composting	
1020	Business Waste Reduction	We are focusing on communication with our customers in regards to AB 1826. Looking at the big picture. Reminding customers tha the waste reduction should start with the ordering process. Example some of the Black Oak Mine School District is using reusable trays in the lunch rooms now.
1030	Procurement	Make sure each internal department is recycling to full potential. Renewed focus on purchasing recycle content materials. Share with local jurisdictions.
1050	Government Source Reduction	Discuss with each municipality their reduction, reuse and recycling programs. Ongoing program.
1060	Material Exch/Thrift Shops	On going program with our Thrift Stores. We no longer have USAgian containers at our buy back centers. We will be looking for other companies to partner with.
2000	Residential Curbside	The cart roll out for all areas is now complete. Efforts remain ongoing to eliminate problem group areas.
2010	Residential Drop-Off	January 79.11 tons were collected. February 125.54 tons were collected. March 80.48 tons were collected. April 75.05 tons were collected.
2020	Buyback Centers	We operate 3 Buy Back Centers located between El dorado Hills and Placeville. El Dorado Hills and Cameron Park Centers are open Tuesday thru Saturday from 9:30am to 4:00pm. Placerville 8:30 am to 4:00pm. The services provided at each center can be found at http://eldoradodisposal.com/MRF.aspx January 265 feet of fluorescent tubes and 225 pounds of batteries were collected. February 184 feet of fluorescent tubes and 319 pounds of batteries were collected. March 616 feet of fluorescent tubes and 562 pounds of Batteries were collected. April 732 feet of fluorescent tubes and 434 pounds of batteries were collected.
2030	Commercial On-Site Pickup	We are mailing out a updated Recycle Material List to all of our commercial customers . It will continue over the next few months. We will be reaching out to all of our new Commercial businesses in the Sierra service area. Education on AB341 and AB1826 . This will be ongoing for the next few months.
2040	Commercial Self-Haul	
2050	School Recycling	We have been reaching out to the Schools in the Sierra area. We will provide them with educational material and offer assessments. We met with Northside school and spoke about The Keep America Beautiful Challenge that was taking place in March.
2060	Government Recycling	On going program.Partnering with county to educate all departments within county about recycling opportunities.
2070	Special Collection Seasonal	Curbside unlimited yardwaste events start taking place in April. We will report the tonnage next quarter.
2080	Special Events	Our big events will be taking polace next quaterd mainly in April. We did 2 MRF tours the first quarter. One for MOPS and the other one was for the EDH Brownies.
2090	Other Business Recycling	
3000	Residential Curbside GW	We continue to offer bi-weekly greenwaste pick up as part of our services. Our Green Waste events will start taking place in April.

3010	Residential Self-Haul GW	Customer service continues to inform customers on what the Fire Safe Council offers. Customers receive a discounted rate at the MRF for green waste that is clean and not bagged.
3020	Commercial Onsite GW Pickup	
3040	Food Waste	We will be reaching out to the grocery stores to bring awareness of AB 1826. We created a food waste brochure to hand out to commercial accounts. We also have a link on our website In regards to AB1826.
3060	Government Composting	
3070	Other Composting	
4010	Sludge	
4020	Tires	January we did not ship any tires. February 14.55 tons were shipped. Our first Tire Amnesty event was held on February 20th. We had a total of 735 tires that were dropped off. March 26.96 tons were shipped. We accepted 1,243 tires for Tire Amnesty. April 24.36 tons were shipped. We accepted 928 tires for Tire Amnesty
4030	White Goods	In January we recieved 200 appliances. In February we recieved 289 appliances. In March we recieved 303 appliances. In April we recieved 329 appliances.
4040	Scrap Metals	January 126.05 tons were recovered and shipped out. February 145.94 tons were recovered and shipped out. March 184.97 tons were recovered and shipped out. April 172.48 tons were recovered and shipped out.
4050	Mixed Wood	January 221.59 tons were recovered and shipped out. February 198.19 tons were recovered and shipped out. March 326.84 tons were recovered and shipped out. April 334.66 tons were recovered and shipped out.
4060	Asphalt/Concrete Mixed	January 182.59 tons were shipped out. February 245.65 tons were recovered and shipped out. March 195.25 tons were recovered and shipped out. April 243.06 tons were recovered and shipped out.
4090	Rendering/Grease	
5000	Electronic	January 21.69 tons were collected and shipped out. February 27.17 tons were collected and shipped out. March 31.54 tons were collected and shipped out. April 24.87 tons were collected and shipped out.
5010	Print	Informational brochures, pamphlets, and fact sheets on source reduction, recycling, and composting are distributed to the public. EDD also publishes a bi-annual newsletter in the local paper and on its website. Calendars of scheduled pickups with do's and don'ts for recycling and green waste are mailed to residents each year. Welcome packets are produced and mailed to each new customer including recycling materials which go to residential and commercial customers. Information is also published on the bills produced monthly and bi monthly. Multi media on going. One Persons Trash Winter Edition insert was sent January 1st. View it at http://eldoradodisposal.com/files/2016_Winter_Newsletter.pdf

5020	Outreach	EDD educates the residents at the Home and Garden show and El Dorado County Fair about home composting, worm bins, community gardens and other types of recycling. EDD provides waste audits for their commercial and multifamily customers. EDD has an educational garden behind their main office on Truck Street for tours for any group interested in learning about gardening, water conservation, vermiculture, composting, and other types of recycling for benches, tires, bird feeders, etc.
5030	Schools (education and curriculum)	In February we met with Northside school at a assembly that consisted of 500 kids and we talked about Recycle and the upcoming contest with Keep California beautiful. In March we met with 15 kids at Pinewood school and discussed the nature Bowl.
6010	Economic Incentives	EDD offers variable cart sizes with rates to incentify the reduction of the wastestream. Recycling is encouraged with extra carts for free. Commercial customers can recycle for free and reduce their trash service. Discounted rates are available for all seniors. EDD also offers the Recycle Bank program to some service areas as another way to incentify recycling through a point based program where customers earn valuable coupons and gift certificates.
6020	Ordinances	
6030	Other Policy Incentive	
7000	MRFs	
7010	Landfill Diversion	
7020	Transfer Station Diversion	
7030	Compost Facility	
7040	ADC	
8020	Transformation	
9000	HHW Permanent Facility	Our HHW facility is located at the MRF. Drop off days and times are Friday thru Sunday from 9:00am to 4:00 pm. More information can be found at http://eldoradodisposal.com/MRF.aspx . January had 761 customers use the HHW facility and 691 customers in February. In March we had 756 Customers and 804 in April.
9010	HHW Mobile/Periodic	
9030	HHW Waste Exchange	
9040	HHW Education Programs	Multi media, EDD's website, printed material in cusomers welcome packets and MRF brochures.
9045	Electronic Waste	We have free E -Waste drop off bins located at our Buy Back centers and at the MRF. January 21.69 tons were collected and shipped out. February 27.17 tons were collected and shipped out. March 31.54 tons were collected and shipped out. April 24.87 tons were collected and shipped out.

South Tahoe Refuse and Recycling**2016 Organics Waste Generation Qualifiers by State Estimate**

Account No	Billing Name	Pricing Code	Size	Freq	Weekly	@36%	Food Waste	Recycling
10500178	BARTON MEMORIAL HOSPITAL	C-CP-300Y	30.00	1.00	30.0	10.8	N	Y
10510947	FOREST INN SUITES	C-CP-240Y	24.00	1.00	24.0	8.6	N	Y
10510963	HEAVENLY VALLEY	DB-37Y	37.00	2.00	74.0	26.6	Y	Y
11041392	K-MART COPORATION #9153	C-CP-300Y	30.00	1.00	30.0	10.8	N	Y
11031352	PADMA Heavenly Village	C-CP-310Y	31.00	1.00	31.0	11.2	Y	Y
10503312	RALEYS STORE #127	C-CP-250Y	25.00	1.00	25.0	9.0	Y	Y
11209405	RITE AID #6107	C-CP-350Y	35.00	1.00	35.0	12.6	N	Y
11223137	ROSS STORES INC #1201	C-CP-400Y	40.00	1.00	40.0	14.4	N	Y
12270500	TJ MAXX #1283	C-CP-300Y	30.00	1.00	30.0	10.8	N	Y

Additional Participants

LAKE TAHOE VACATION RESORT	Y	Y
SPROUTS RESTAURANT	Y	Y
LAKE TAHOE UNIFIED SCHOOL DISTRICT	Y	Y
SOUTH TAHOE REFUSE AND RECYCLING	Y	Y

South Tahoe Refuse and Recycling

STR PARIS Codes

PARIS Code	Description	Program Description	5/9/2016
1000	Grasscycling	Collected in the RRF. Sent to Full Circle Compost or Bently Ranch for recycling.	Ongoing
1010	Backyard & On-Site Composting	Composting information is available on the STR website and in print material.	Provided "Composting The Natural Way to Recycle in the Sierra Nevadas" at Earth Day booth, Full Circle Compost provided additional information
1020	Business Waste Reduction: Mandatory Commercial Recycling (MCR)	Multi-Family Unit Complexes: Letter and informational flyer sent out annually and upon change in ownership; blue bags, and laminated cards being provided upon	Ongoing
1030	Procurement		
1050	Government Source Reduction		
1060	Material Exch/Thrift Shops	STR: 10 to 12 Thrift Shops in South Lake Tahoe. SDS: 1 thrift shop in service area.	16 thrift stores listed for South Lake Tahoe, including Tot to Tot.
2000	Residential Curbside	STR: Unlimited Blue bag recycling- mixed recyclables all in bags, weekly pickup. One free bulk item curbside pickup in	Revisions to City and County ordinances still pending.
2010	Residential Drop-Off	STR: If residents are going to be going out of town they can show their ID and bring a copy of their bill and drop off their residential waste at the MRF for no charge.	Drop off at Transfer Station added for non-CRV materials.
2020	Buyback Centers	STR: Open Tuesday through Saturday 9 am to 4 pm at 2192 Ruth Ave. SDS: 7 locations available listed here: (http://www.sierradisposal.com/SDSRecyclingCenters.pdf)	State required training completed, renewal submitted.
2030	Commercial On-Site Pickup	STR: Commercial pick up frequencies are determined by the business' need. Commercial garbage, recycling, and food	Restructuring of separation box program for commercial businesses to be implemented July 1, 2016.
2040	Commercial Self-Haul	STR: Commercial customers at the South Tahoe Refuse Transfer Station include contractors, yard and maintenance businesses, landscapers, resort management	CalGreen reports increased by 200% in 2015.
2050	School Recycling	There is no charge to the schools for recycling. STR: weekly mixed recycling collection route to 12 schools, preschools	Ongoing

South Tahoe Refuse and Recycling

STR PARIS Codes

PARIS Code	Description	Program Description	5/9/2016
2060	Government Recycling	STR: In addition to MRF recycling, 45 agency sites participate in the free Office Paper Recycling Collection Route Program.	Recycling talk given at California Tahoe Conservancy to enhance their current program
2070	Special Collection Seasonal	STR and SDS each hold community clean up events - STR once a year at the SLT MRF. SDS once a year in locations around the service area. These events are open to anyone in the service area.	Clean Tahoe event set for June 4, 2016. California Conservation Corps volunteers will assist the public.
2080	Special Events	STR: participates in numerous special events throughout the year and provides free Special Event Recycling containers and other resources to event planners. Information is available on the STR website.	South Lake Tahoe Earth Day event successful despite light snowfall. Washoe Tribe Earth Day scheduled for May 7, Amgen bicycle tour scheduled for May 20 and 21, Cycle Celebration scheduled for June 18, all zero-waste events, Wildfire Expo scheduled for June 11, recycle services provided.
2090	Other Business Recycling		
3000	Residential Curbside GW	STR: Unlimited collection of green waste at curbside for all California customers.	Green waste routes resumed in April, City and County. Bagged pine needles go to Full Circle Compost, other vegetation goes to Bently Ranch.
3010	Residential Self-Haul GW	STR: Residents can bring green waste to the Resource Recovery Facility, however, this is minimal due to unlimited curbside program for all California customers.	STR: Residents can bring green waste to the Resource Recovery Facility, however, this is minimal due to unlimited curbside program for all California customers.
3020	Residential Onsite GW Pickup	STR: Green waste drop boxes available at a reduced cost for large residential property projects.	STR: Green waste drop boxes available at a reduced cost for large residential property projects, such as Spring Creek tract.

South Tahoe Refuse and Recycling

STR PARIS Codes

PARIS Code	Description	Program Description	5/9/2016
3040	Food Waste	Working with local schools to implements food waste recycling programs. There is no charge to the schools for their food waste program. Participating schools have reduced	Stanford Camp added to food waste program, LTCC participating through RRF; Heavenly Village partners meeting set for May 11.
3060	Government Composting		
3070	Other Composting		
4010	Sludge	STR: Sludge from South Tahoe Public Utility District is transported to Bently Ranch for composting.	Ongoing
4020	Tires	Collects tires at the MRF for a fee.	Tire Amnesty grant implemented; 119 collecte to date.
4030	White Goods	STR: White goods are accepted at the MRF.	Ongoing
4040	Scrap Metals	STR: Scrap metal is accepted at the MRF.	Ongoing
4050	Mixed Wood	STR: Mixed wood is accepted at the MRF and RRF (if uncontaminated).	Ongoing
4060	Asphalt/Concrete Mixed	STR: Asphalt and mixed concrete is accepted at the MRF.	Tahoe Asphalt open for the season
4090	Rendering/Grease	STR: Reno Rendering handles most generators in South Lake Tahoe with a weekly route.	Ongoing
5000	Electronic	STR: E-waste is collected Mondays through Saturdays from 8 am to 5 pm.	STR: Website updated with Recycling Center information and current events.
5010	Print	STR: a wide range of printed material on various services; blue bag recycling, buy-back recycling, HHW, new customer information, bear awareness, special event recycling, etc. SDS: residential and commercial customer recycling information flyers.	Ordinance changes still pending. Recycling Center brochure updated.
5020	Outreach	STR & SDS: Website, mailers, event booths, e-mails, phone calls, direct site visits.	2016 events: Amgen Mens and Women's races will be held at Heavenly, zero-waste services provide; Cycle Celebration, new zero-waste event; Wildfire Awareness event June 11, 2016.

South Tahoe Refuse and Recycling

STR PARIS Codes

PARIS Code	Description	Program Description	5/9/2016
5030	Schools (education and curriculum)	STR: Food Waste Recycling at all elementary schools and at high school culinary classes. Recycling video. Provide school tours and assembly presentations upon request. A	School tours scheduled in May and June.
6010	Economic Incentives	Blue Bag recycling and green waste recycling programs are free to residential customers. Food waste recycling is free to the schools.	Ongoing
6020	Ordinances		Ordinance review continues with each jurisdiction.
6030	Other Policy Incentive		
7000	MRFs	STR: South Tahoe Refuse Transfer Station/MRF. SDS: Western El Dorado	Construction reopened May 1, 2016. Trommel in operation. ADC to Lockwood and Carson City landfills.
7010	Landfill Diversion	n/a	
7020	Transfer Station Diversion	STR: included in MRF numbers	Ongoing
7030	Compost Facility	STR uses Full Circle Compost and Bently Ranch	Full Circle Compost accepts food waste recycling, chips, pine needles and other vegetation. Bently Ranch accepts bio-solids along with chips and other vegetation.
7040	ADC		STR: 1,972.5 tons first quarter 2016.
8020	Transformation	n/a	
9000	HHW Permanent Facility	STR: Tuesday and Saturday 9-12 & 1-4.	Ongoing
9010	HHW Mobile/Periodic	NA	
9030	HHW Waste Exchange	NA	
9040	HHW Education Programs	STR: HHW programs is advertised on the website, sent out to new residents, handed out at the Transfer Station and displayed at	HHW info card provided to all new accounts and distributed at the Transfer Station Scalehouse and HHW facility. Information provided on STR website and linked from EMD.
9045	Electronic Waste	Collected Monday through Saturday, 8 am to 5 pm.	Ongoing
Additional Info			