

# COUNTY OF EL DORADO


# DEPARTMENT OF TRANSPORTATION



**CONSTRUCTION DIVISION**  
2441 Headington Road  
Placerville CA 95667  
Phone: (530) 642-4987  
Fax: (530) 295-2655

**KIMBERLY A. KERR**  
Interim Director of  
Transportation  
  
Internet Web Site:  
<http://edcgov.us/dot>

**MAIN OFFICE**  
2850 Fairlane Court  
Placerville CA 95667  
Phone: (530) 621-5900  
Fax: (530) 626-0387



**DATE:** April 5, 2012

**TO:** All Prospective Bidders

**SUBJECT: Addendum No. 2**  
**Wentworth Springs Road at Gerle Creek – Bridge Replacement**  
**Project**  
**Contract No. PW 11-30573, CIP No. 77118**

Submit proposals for this work with the understanding and full consideration of this addendum. The revisions declared in this addendum are essential parts of the Contract.

ITEM NO.	LOCATION, PAGE OR DRAWING NO.	DESCRIPTION OF CHANGE
2.01	Cover Sheet and N-1	In the Notice to Bidders and on the cover sheet of the Contract Documents booklet change the bid opening date from <b>Monday, April 9, 2012 at 2:00 p.m. to Thursday, April 12, 2012 at 2:00 pm.</b>
2.02	Plan Sheet S-1	<b>Questions:</b> An 8ft truss height will be difficult to design for the loads and meet the 400k maximum dead load reaction. Is a taller truss allowed as long as the 3'-0" low steel is held? <b>Answer:</b> The County will accept designs for a taller truss as long as the low steel dimension is maintained in accordance with 2.02 of this Addendum and the design reactions are not exceeded.
2.03	Plan Sheets S-1 and S-5	<b>Questions:</b> The project specifications limit the abutment backwall height to 3'-0" while the drawings show a 3'-0" top of deck to low steel dimension. <b>Answer: Bidders are instructed to replace Plan Sheet 6 of 13 (S-1) with revised Plan Sheet 6 of 13 (S-1) attached to this Addendum.</b>
2.04	Plan Sheet S-1 and SP-75	<b>Question:</b> Are there going to be any vehicular rail requirements on this bridge structure? While CALTRANS style barriers are likely not required on a structure of this type, we would normally recommend some type of more substantial railing element between the roadway and truss (potentially a

		<p>10" high tubular or HSS member), in addition to the angle safety rails, and designed for some lateral impact load (say 10 kips).</p> <p><b>Answer: Bidders are instructed to replace Plan Sheet 6 of 13 (S-1) with revised Plan Sheet 6 of 13 (S-1) attached to this Addendum.</b></p> <p>Add the following after last sentence of 2nd to last paragraph on SP-75 of <b>Section 10-1.19 "Pre-fabricated Steel Truss Bridge"</b>:</p> <p><i>"A guard railing made of hollow structural steel and measuring 10-inches in depth shall be installed approximately 40-inches above the top of deck on the inside of both trusses. The railing shall be designed to withstand a horizontal impact load of 10 kips."</i></p>
2.05	Addendum No. 1 Item 1.12 and SP-75	<p>Replace the sentence under subheading <b>Deck Width in Section 10-1.19 "Pre-fabricated Steel Truss Bridge"</b> with the following:</p> <p><b><i>"The bridge deck width shall be 16'-0", as measured between the truss elements (not including the angle safety rail and guard rail)."</i></b></p>

**The pages of this addendum, excluding the revised plan sheet, shall be attached to the Contract Documents booklet.**

Indicate receipt of this addendum by filling in the number of this addendum in the space provided on the signature page of the proposal.

Holders who have already mailed their proposal can contact Janel Gifford at (email: Janel.Gifford@edcgov.us) to arrange return of their proposal.


Inform all suppliers and subcontractors as necessary.

The DOT is only sending this addendum by posting on the following website: <http://www.edcgov.us/Government/DOT/Bids.aspx>.


If you are not a Contract Documents Holder, but request a set of documents to bid on this project, you must comply with the requirements of this addendum when submitting your bid.

Attachments:  
Revised Plan Sheet 6 of 13 (S-1)            1 page

**End of Addendum No. 2**

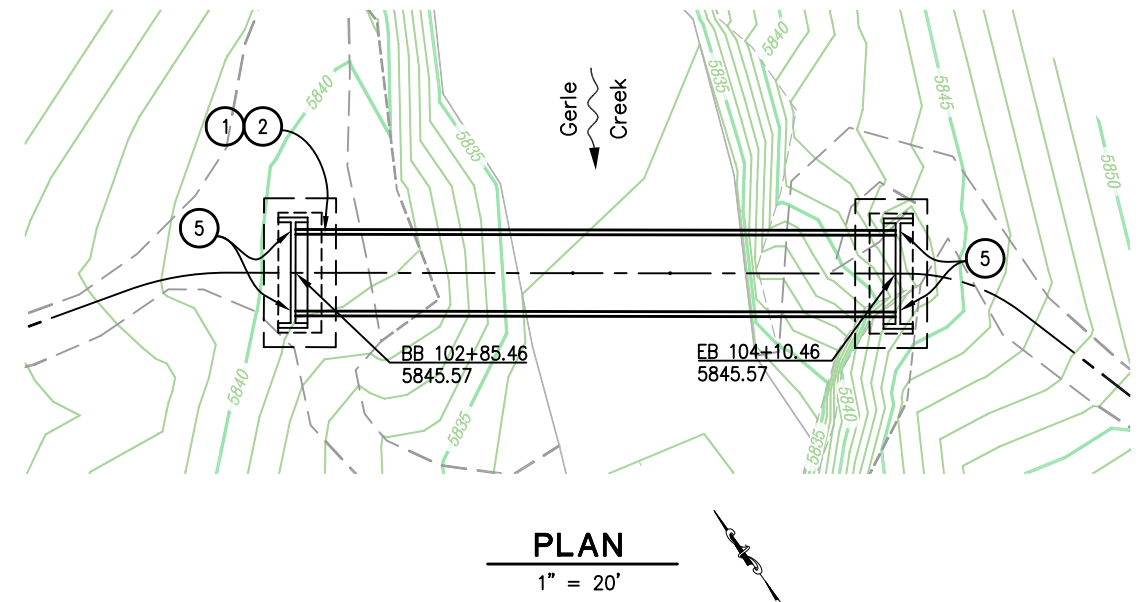
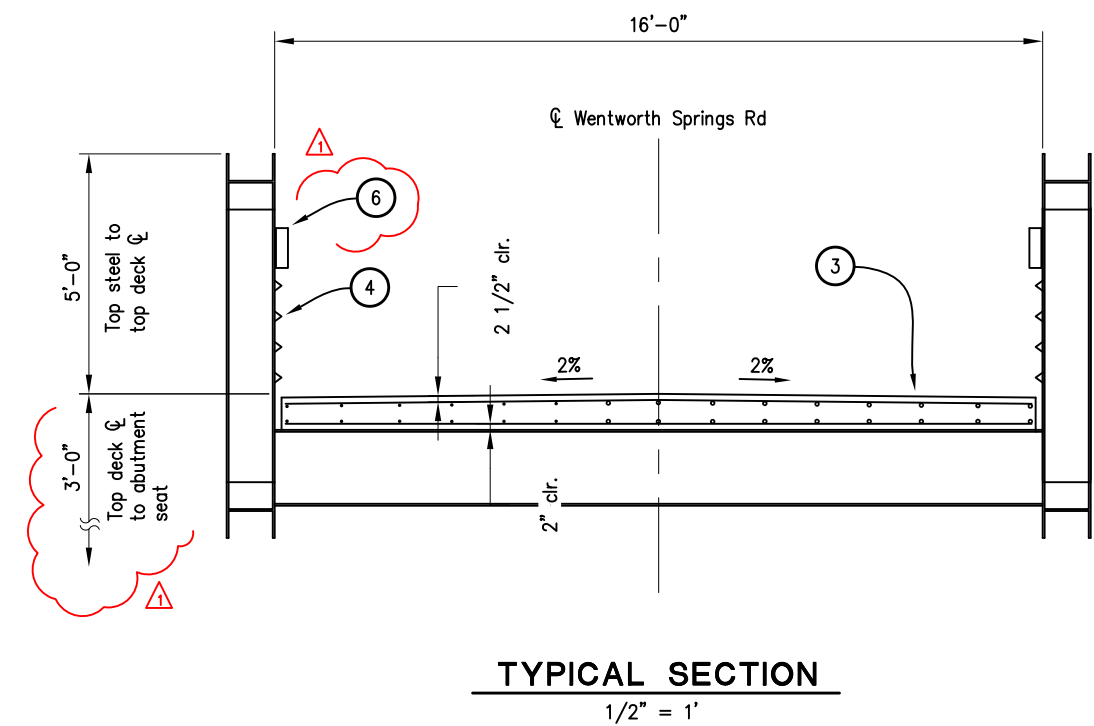
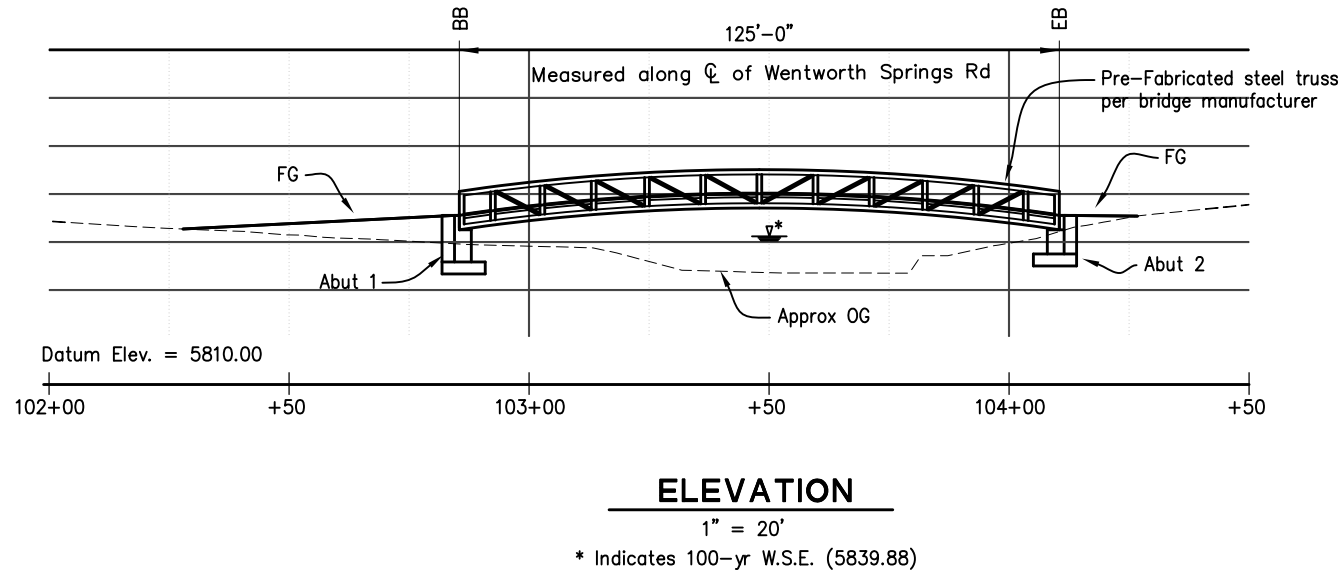
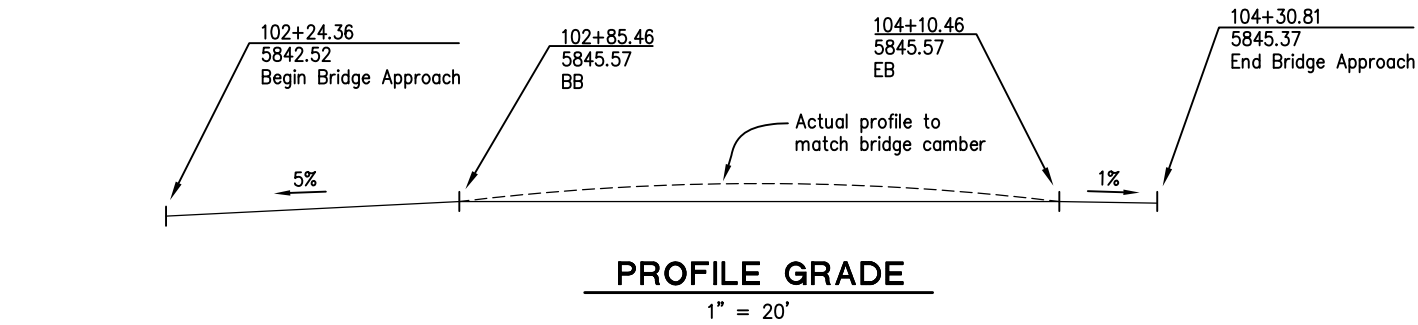
  
\_\_\_\_\_  
Recommended by:  
Janel Gifford, P.E.  
Office Engineer

4/5/12  
Date

  
\_\_\_\_\_  
Approved by:  
Kimberly A. Kerr  
Interim Director of Transportation

4/5/12  
Date

ORIGINAL SCALE IS IN INCHES  
Drawing name: C:\Civil 3D\Projects\77118 Gerle Creek\CADD\Files\Sheets\1-2.dwg Layout Tab: S-1 Apr 04, 2012 - 5:42pm Dharrington  
FOR REDUCED PLANS



**NOTES**

- ① Paint "Wentworth Springs Road"
- ② Paint "Br. No. 25-0131"
- ③ Reinf. Concrete Slab Deck (design by bridge manufacturer). All bridge deck reinforcing steel to be epoxy coated.
- ④ Angle Safety Rail
- ⑤ Object Marker (Type P), Mounted to Truss
- ⑥ Guard Railing


**INDEX TO PLANS**

Sheet No.	Title
S-1	General Plan
S-2	Index to Plans
S-3	Foundation Plan
S-4	Abutment Layout
S-5	Abutment Details
S-6	Sidewall Details
S-7	Rock Slope Protection
S-8	Log of Test Borings



PREPARED UNDER THE SUPERVISION OF:  
*[Signature]*  
REGISTERED CIVIL ENGINEER  
DATE: 2/22/12

DESIGNED: DH  
DRAWN: DH  
CHECKED: RC  
DATE: 12/2/11  
ROAD NUMBER:



**EL DORADO COUNTY**  
**DEPARTMENT OF TRANSPORTATION**

**WENTWORTH SPRINGS ROAD**  
**at GERLE CREEK**  
**BRIDGE REPLACEMENT PROJECT**

**GENERAL PLAN**

SHEET  
**S-1**  
6 OF 13  
W.O. No. 77118

REVISION	NUMBER	DATE	DESCRIPTION	BY
1	4/4/12		REVISED LOWER TRUSS DIMENSION CALL-OUT; ADDED GUARD RAILING.	