

MHSA FY 22/23 Annual Update
Community Program
Planning Process
Survey Trends

Press Release Distributed by HHSA

December 1, 2021

- ▶ **County websites:** El Dorado County News Room, HHSA county homepage
- ▶ **8 media outlets:** 1 confirmed posting with Mountain Democrat
- ▶ **Email Distributions:** Behavioral Health Commissioners, MHSA distribution list (600+ residents), EDCOE & school contacts (60+), City of South Lake Tahoe officials, All HHSA employees
- ▶ **Social Media:** 18 County Facebook Groups (7 confirmed posted)
- ▶ **Contracted Providers:** 18 MHSA contacts, 5 SUDS contacts
- ▶ **Other:** county hospital contacts, community advocacy groups, Lake Tahoe Community College contact, Univision contact

Survey Respondents

- ▶ 212
- ▶ The survey closed on January 15, 2022

Represented Groups

General Interest in Mental Health Issues	25.00%	53
Family of Consumer	22.64%	48
Consumer	18.87%	40
Social Services Agency	18.87%	40
Education Provider	16.98%	36
Parent of Student	16.51%	35
Mental Health Provider	15.57%	33
Other*	14.15%	30
Veteran	6.13%	13
Substance Use Disorder Provider	5.19%	11
Healthcare Provider	4.72%	10
Student	3.77%	8
Law Enforcement	2.83%	6
Declined to state	2.36%	5
Veteran Organization	1.42%	3

*Other: Corrections/Probation, Foster/Resource Families, Government affiliated, Community Organization or Advocates

Negative Outcomes

Respondents were asked to select their top three negative outcomes from the list provided. *These 7 negative outcomes of untreated mental illness are defined by the Department of Health Care Services (DHCS). MHSA programming must strive to reduce these negative outcomes that may result from untreated mental illness.*

Homelessness	73.33%	154
Prolonged suffering	49.52%	104
Suicide	41.43%	87
Incarceration	32.86%	69
Unemployment	32.86%	69
School failure or dropout	25.24%	53
Removal of children from their homes	19.52%	41

Challenges to Service

Respondents were asked to select the level of challenge for the following barriers. Options were *Very Challenging*, *Somewhat Challenging* and *No Added Challenge*. This list is sorted by responses to *Very Challenging* from most to least selected.

- Services not in my community
- Transportation
- Slow response time
- Resources (e.g. financial)
- Level of services did not match needs
- Appointment availability
- Stigma around mental health illness in their community
- Embarrassed to ask for help
- Did not want help
- No Insurance
- Communication between providers
- Provider changes
- Safety concerns
- Services not culturally appropriate (e.g. not in my language)
- Legal concerns

Themes present for those who selected “other”: Access issues, limited communication, housing issues, lack of providers, language/cultural, level of service, childcare challenges, limited LGBTQAI services, law enforcement response

Respondents were asked to select challenges they continue to have or have started to have due to the Caldor Fire and Coronavirus. The results below lists the most common to least common impacts reported.

Caldor Impacts

- Finding Housing
- Mental Health issues
- Financial Impact
- Navigating State and Federal Support
- Job assistance

Themes present for those who selected “other”: education challenges, future concerns, housing, health/mental health concerns, navigating systems

Coronavirus Impacts

- Mental Health Issues
- Isolation
- Financial Stress
- Substance Use
- Distance Learning Issues
- Education Challenges
- Childcare Challenges
- Physical Health Issues

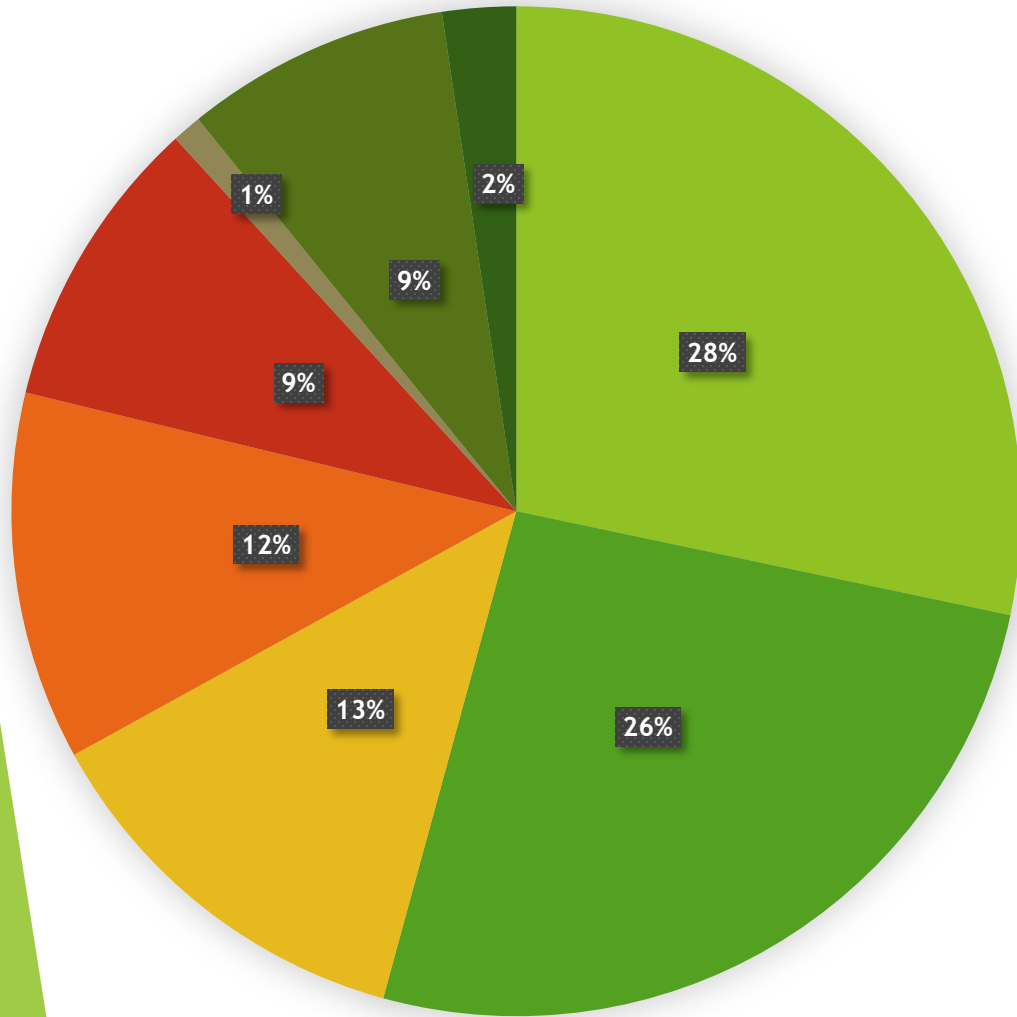
Themes present for those who selected “other”: housing, interpersonal challenges, personal needs, government/community action (outside of MHSA scope)

Other Themes Not Previously Mentioned

- ▶ Alternative therapy ideas
- ▶ Intersection between Mental Health and Corrections
- ▶ Eligibility (requests may conflict with State regulations)
- ▶ Employment challenges
- ▶ Additional mental health facilities
- ▶ Community training and information
- ▶ Peer support programs
- ▶ PERT adaptations
- ▶ Staff recruitment/retention need and ideas
- ▶ Requests and ideas for additional support services
- ▶ Requests for additional Transitional Houses and housing needs in general
- ▶ Transportation challenges for consumers
- ▶ Veteran services (requests may be outside of MHSA scope)

Respondent DEMOGRAPHICS

Regional



Responses

- Placerville Area (Diamond Springs, El Dorado, Placerville, Pleasant Valley)
- West County (Cameron Park, El Dorado Hills, Rescue, Shingle Springs)
- Mid County (Camino, Cedar Grove, Echo Lake, Pollock Pines, Kyburz, Pacific House, Riverton)
- Tahoe Basin (Meyers, South Lake Tahoe, Tahoma)
- North County (Coloma, Cool, Lotus, Garden Valley, Georgetown, Greenwood, Kelsey, Lotus, Pilot Hill)
- South County (Fair Play, Grizzly Flats, Mt. Aukum, Somerset)
- Out of County, but I work in El Dorado County
- Declined to state

60

55

27

25

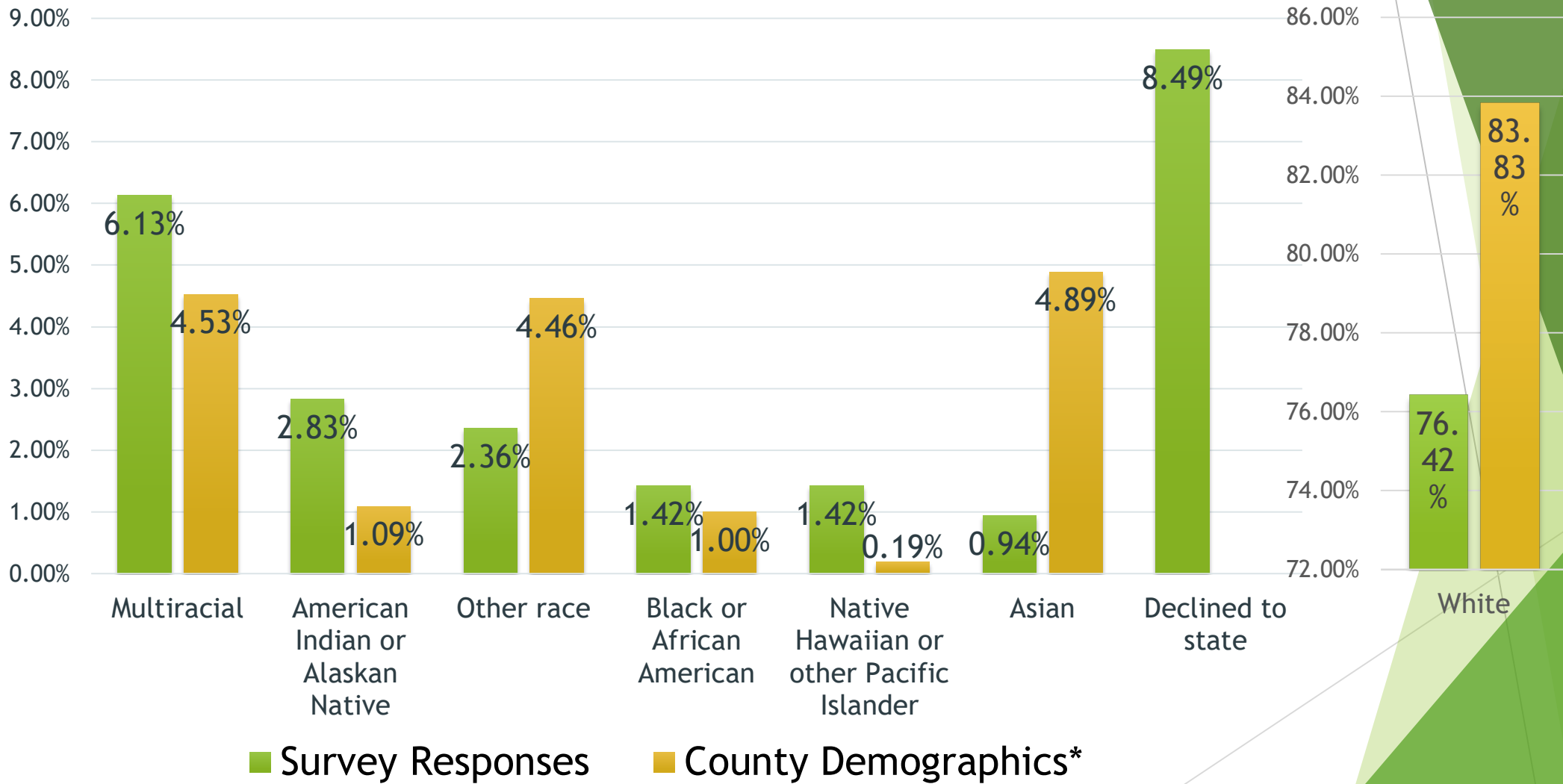
20

2

18

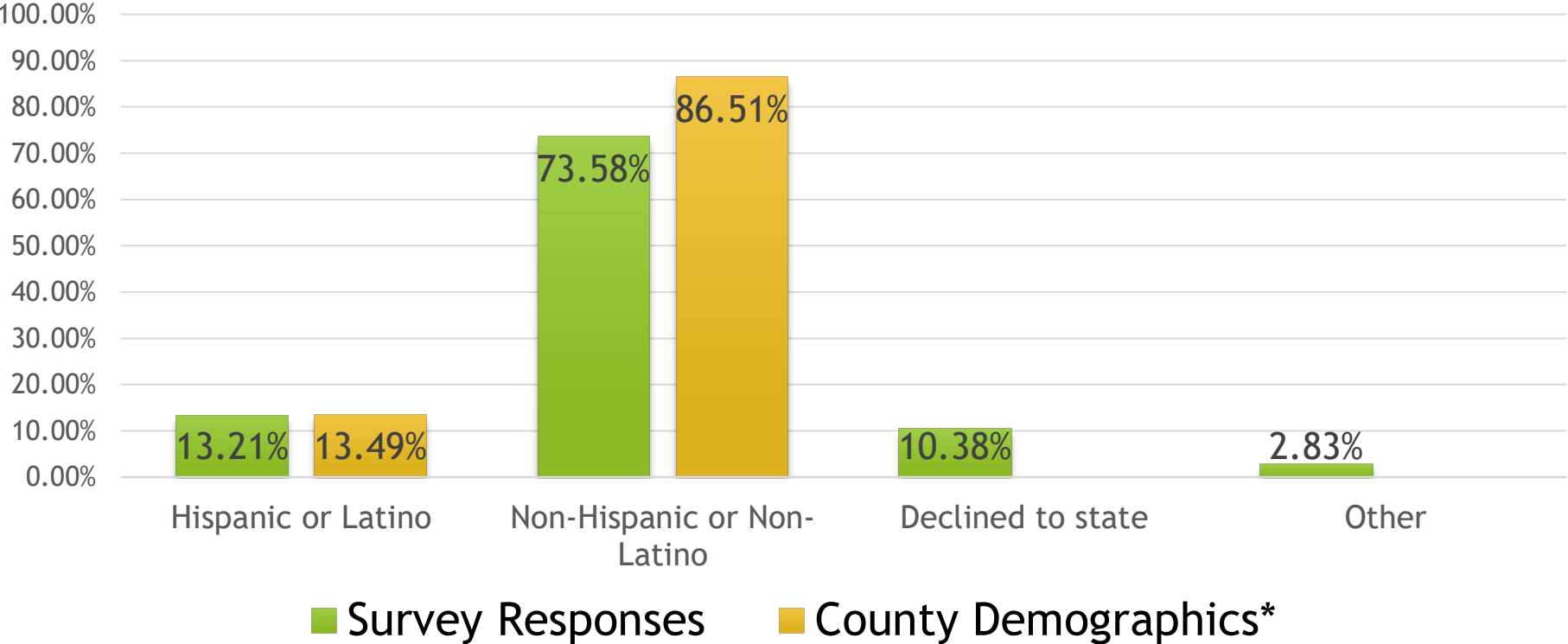
5

Race



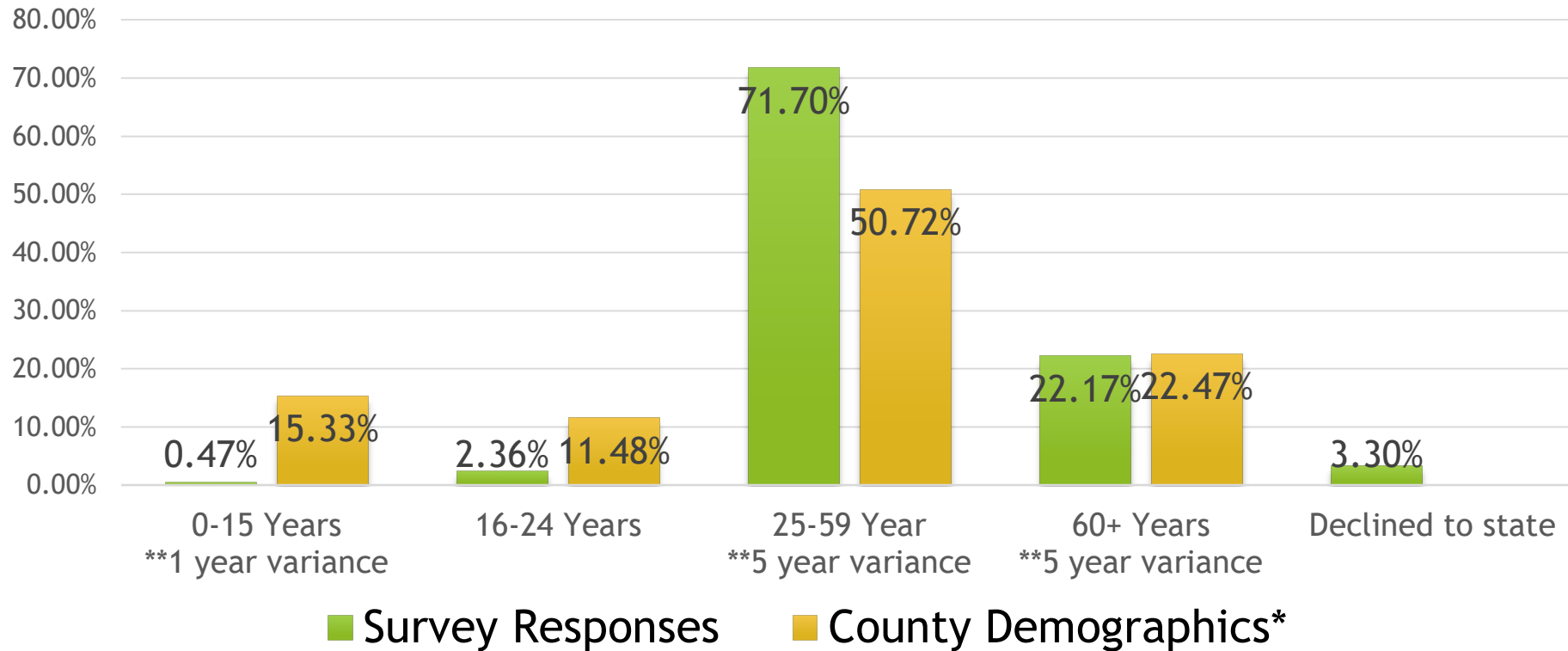
*County demographic information from welldorado.org (updated January 2021)

Ethnicity



*County demographic information from welldorado.org (updated January 2021)

Age



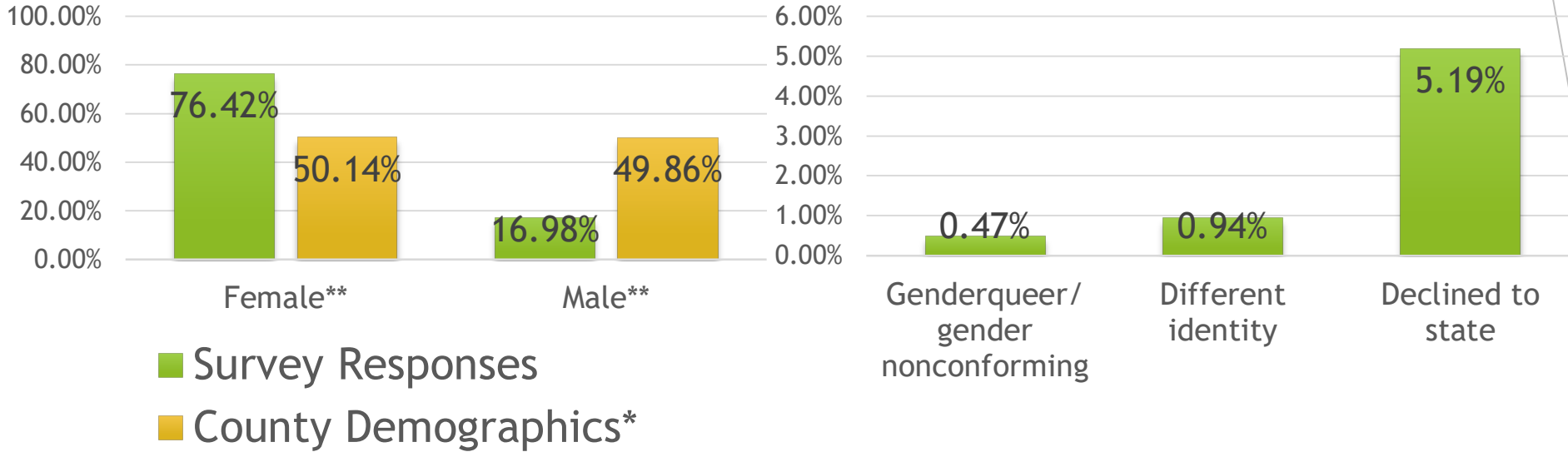
*County demographic information from welldorado.org (updated January 2021)

**Variance caused by differing ranges between the MHSa survey and welldorado.org

Military Affiliation

	Active Duty	Reservist	Veteran	Decline to State
Service Member	0	0	10	8
Parent of Service Member	3	0	7	7
Child of Service Member	4	2	42	7

Gender/Gender Identity



*County demographic information from welldorado.org (updated January 2021)

**Those who responded Female or Male (184 respondents total) were redirected to a follow up question.

